



ELEVATED SERIES

the
Remington

*DISCLAIMER: Plans and specifications are subject to change without notice

***DISCLAIMER: Plans and specifications are subject to change without notice. Dimensions are rounded and do not take wall thickness and construction material considerations into account.**

ELEVATION A

Two-Story | 1,700 Sq. Ft.
3 Bed | 2.5 Bath | 2 Car Garage



ELEVATED SERIES

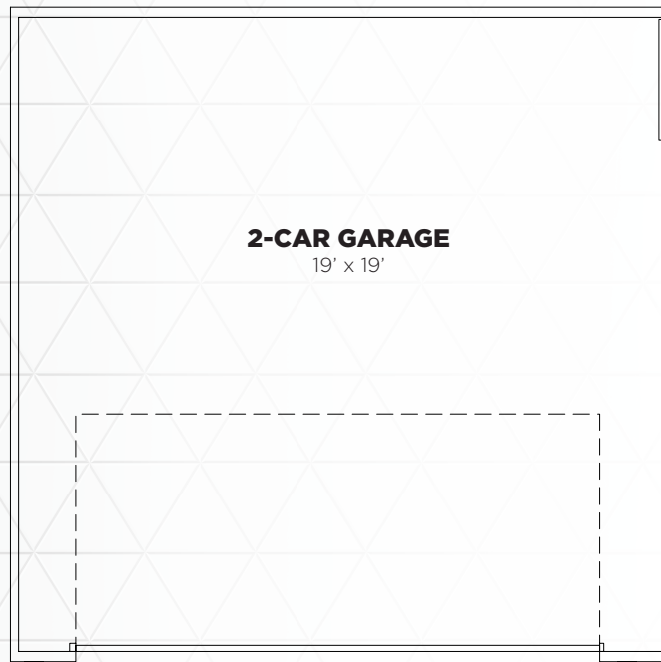
the
Remington

*DISCLAIMER: Plans and specifications are subject to change without notice

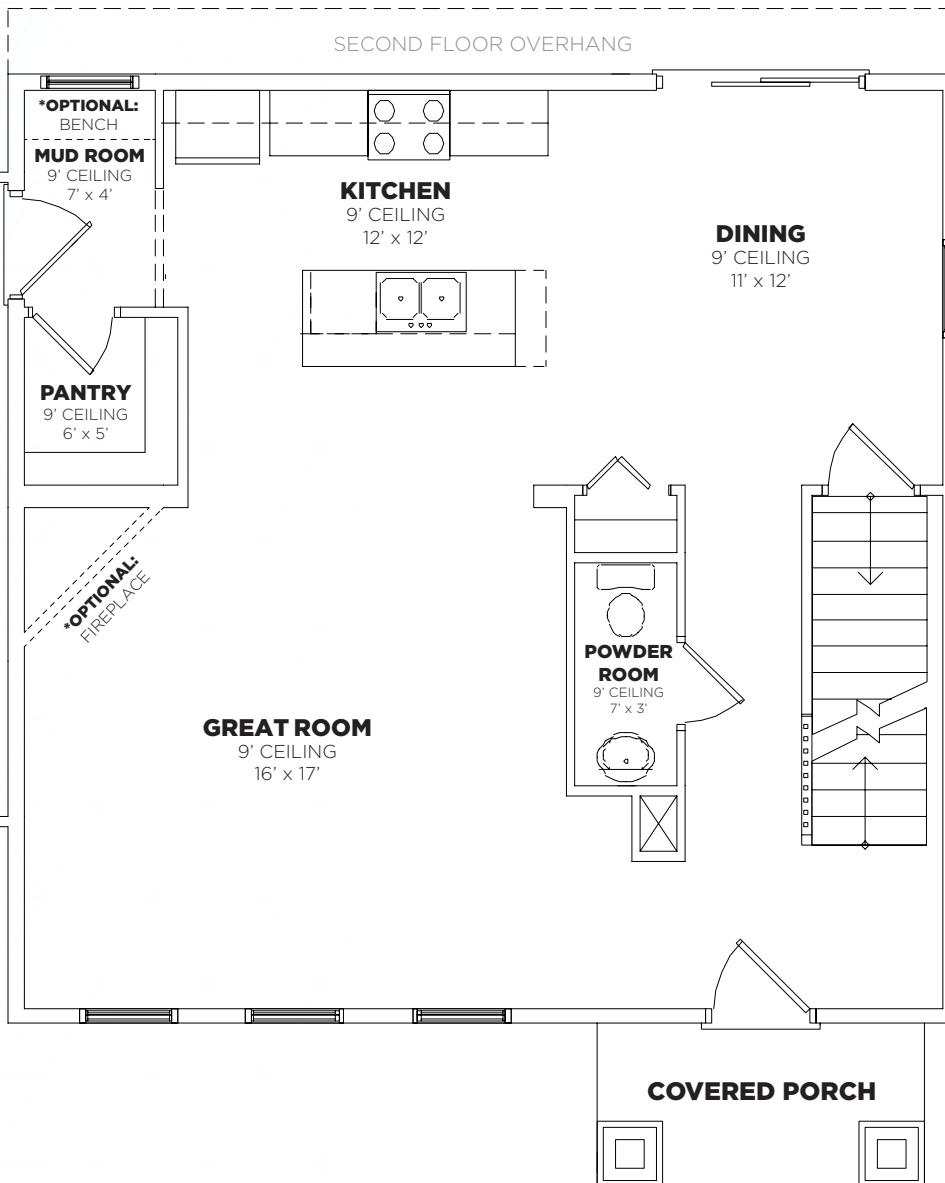
***DISCLAIMER: Plans and specifications are subject to change without notice. Dimensions are rounded and do not take wall thickness and construction material considerations into account.**

ELEVATION B

Two-Story | 1,700 Sq. Ft.
3 Bed | 2.5 Bath | 2 Car Garage



2-CAR GARAGE
19' x 19'



***OPTIONAL: BENCH**
MUD ROOM
9' CEILING
7' x 4'

KITCHEN
9' CEILING
12' x 12'

DINING
9' CEILING
11' x 12'

PANTRY
9' CEILING
6' x 5'

***OPTIONAL: FIREPLACE**

GREAT ROOM
9' CEILING
16' x 17'

POWDER ROOM
9' CEILING
7' x 3'

COVERED PORCH

SECOND FLOOR OVERHANG

ELEVATED SERIES

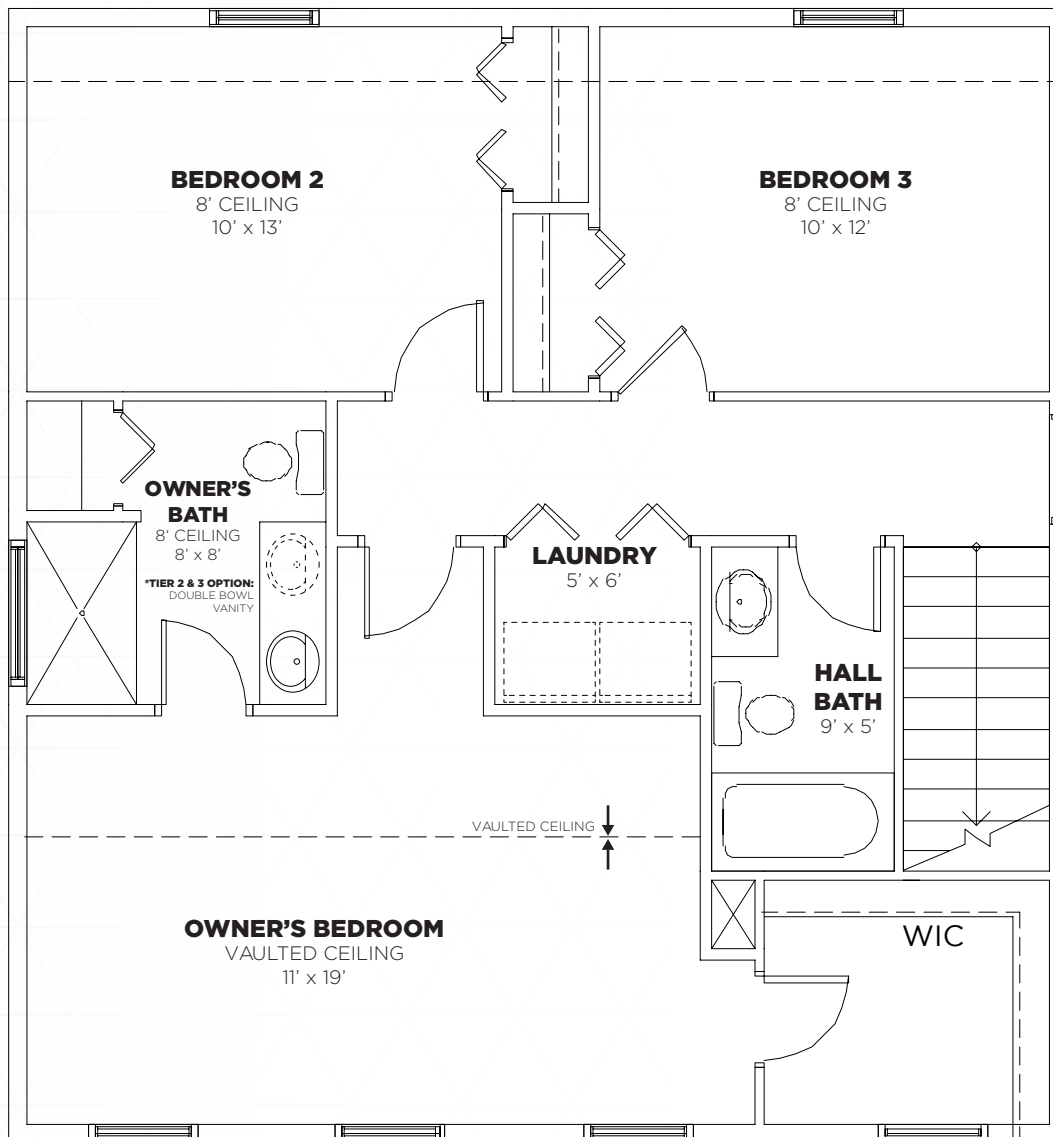
the **Remington**

*DISCLAIMER: Plans and specifications are subject to change without notice

***DISCLAIMER: Plans and specifications are subject to change without notice. Dimensions are rounded and do not take wall thickness and construction material considerations into account.**

FIRST FLOOR

Two-Story | 1,700 Sq. Ft.
3 Bed | 2.5 Bath | 2 Car Garage



ELEVATED SERIES

the Remington

*DISCLAIMER: Plans and specifications are subject to change without notice

*DISCLAIMER: Plans and specifications are subject to change without notice. Dimensions are rounded and do not take wall thickness and construction material considerations into account.

SECOND FLOOR

Two-Story | 1,700 Sq. Ft.
3 Bed | 2.5 Bath | 2 Car Garage